

— Positivity always wins



800x
1600
mm
80x160cm

1200x
1200
mm
120x120cm

600x
1200
mm
60x120cm

9 MM THICKNESS

Resemblance of our tiles to natural stones is absolutely delightful.

"The marble type granular or vein like structure is not limited to surface, but goes to the depth of the total cross section of tile."

it can be ground or cut or chamfered and yet the granular beauty will unveil its glory to the fullest.



FLEXURAL RESISTANCE
RESISTENCIA A LA FLEXION



FROST PROOF
RESISTENCIA A LA HELADA



WEAR RESISTANCE
RESISTENCIA AL DESGASTE



SCRATCH RESISTANCE
RESISTENCIA AL RAYADO



THERMIC IMPACT RESISTANCE
RESISTENCIA AL CHOQUE TERMICO



SLIP RESISTANCE
RESISTENCIA AL DESLIZAMIENTO



STAIN RESISTANCE
RESISTENCIA A LAS MANCHAS



CHEMICAL RESISTANCE
RESISTENCIA QUIMICA



ABSORPTION RESISTANCE
RESISTENCIA A LA ABSORCION




EASY TO CLEAN
FACIL LIMPIEZA



EASY TO INSTALL
FACIL COLOCACION





ECOLOGICAL
ECOLOGICO



BLACK MARTIN



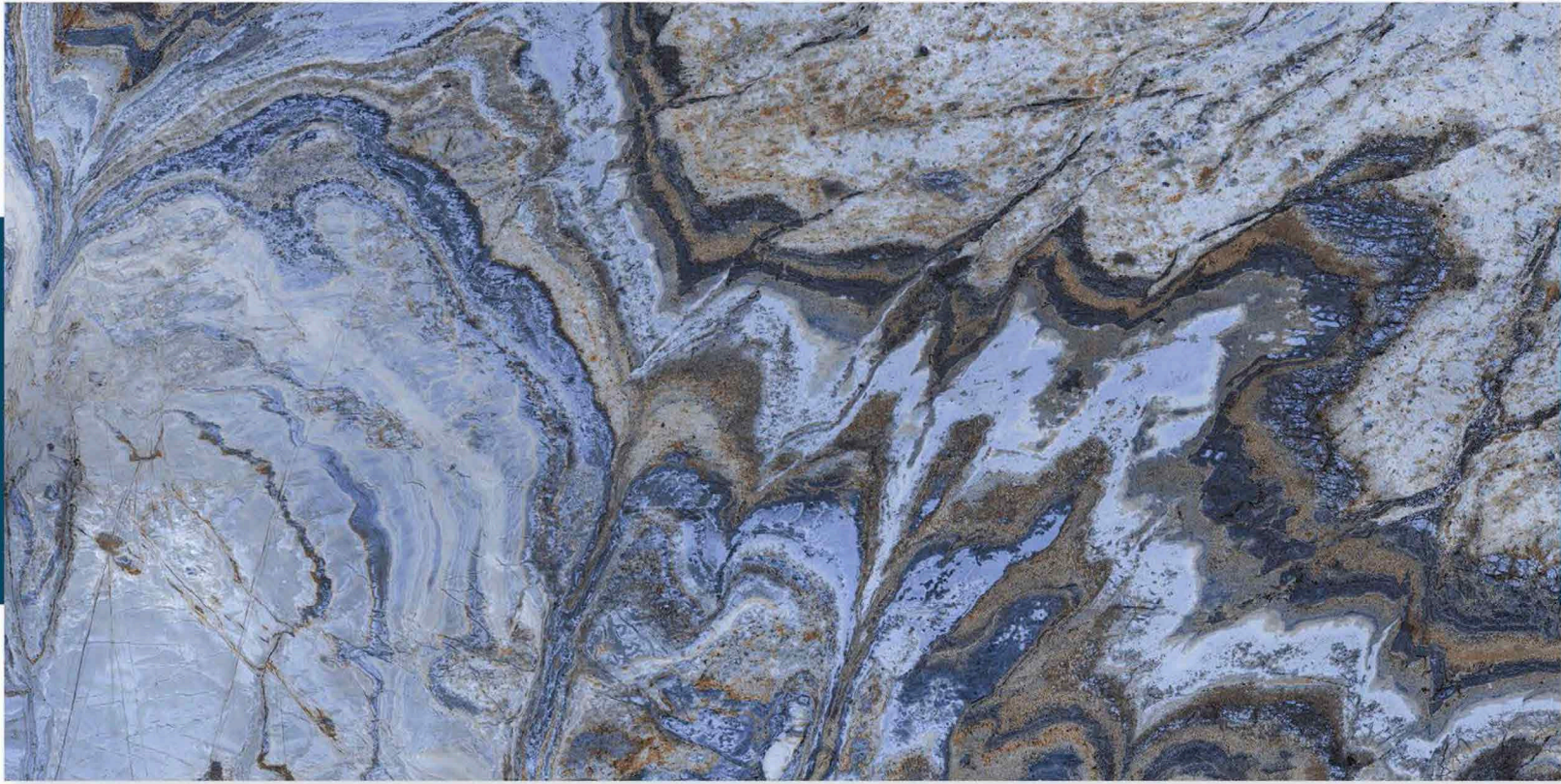
800 X 1600 MM , HIGH GLOSS ,

SPRENZA
CERA LLP



BLACK PANDA




800 X 1600 MM , HIGH GLOSS ,



BLUE VINCI




800 X 1600 MM , HIGH GLOSS ,

SPRENZA
CERA LLP



BRATVI WHITE




800 X 1600 MM , HIGH GLOSS ,



BRECCIA AURORA



800 X 1600 MM , HIGH GLOSS ,

SPRENZA
CERALLP



BROSS BLACK

800 X 1600 MM , HIGH GLOSS ,



BROSS GOLD




800 X 1600 MM , HIGH GLOSS ,

SPRENZA
CERALLP







CARACUS BLACK

800 X 1600 MM , HIGH GLOSS ,



CASTLE GOLD



800 X 1600 MM , HIGH GLOSS ,



CASTTELO CRYSTAL

800 X 1600 MM , HIGH GLOSS ,




SPRENZA
CERALLP



CELLOSIA BLUE


800 X 1600 MM , HIGH GLOSS ,

SPRENZA
CERAMIC





CLUSTER BROWN

800 X 1600 MM , HIGH GLOSS ,



ELITE NATURAL



800 X 1600 MM , HIGH GLOSS ,



ELITE NERO



800 X 1600 MM , HIGH GLOSS ,

SPRENZA
CERALLP



EMERALD




800 X 1600 MM , HIGH GLOSS ,



EMPERADOR CHOCO



800 X 1600 MM , HIGH GLOSS ,

SPRENZA
CERAMICA



EMPERADOR COFFEE


800 X 1600 MM , HIGH GLOSS ,



ENDO DARK GREY





800 X 1600 MM , HIGH GLOSS ,

SPRENZA
CERA LLP



ESTRADA BLACK


800 X 1600 MM , HIGH GLOSS ,



ESTRADA


800 X 1600 MM , HIGH GLOSS ,

SPRENZA
CERAMIC



EXOTIC EMPERADOR

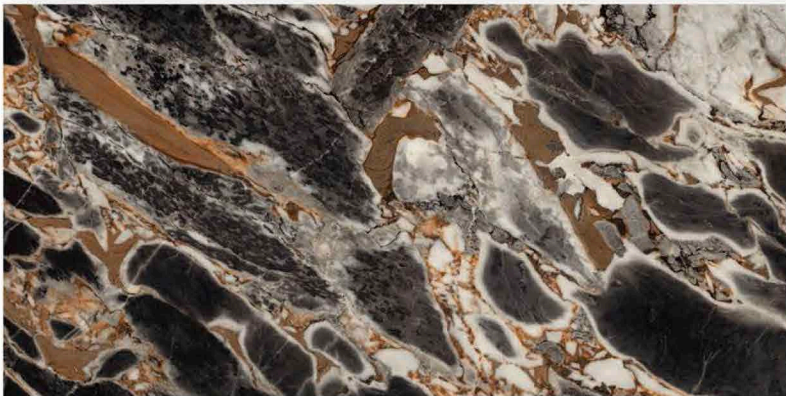

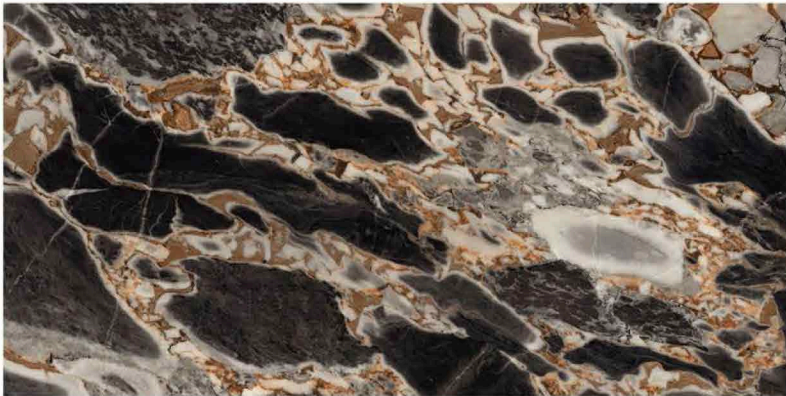

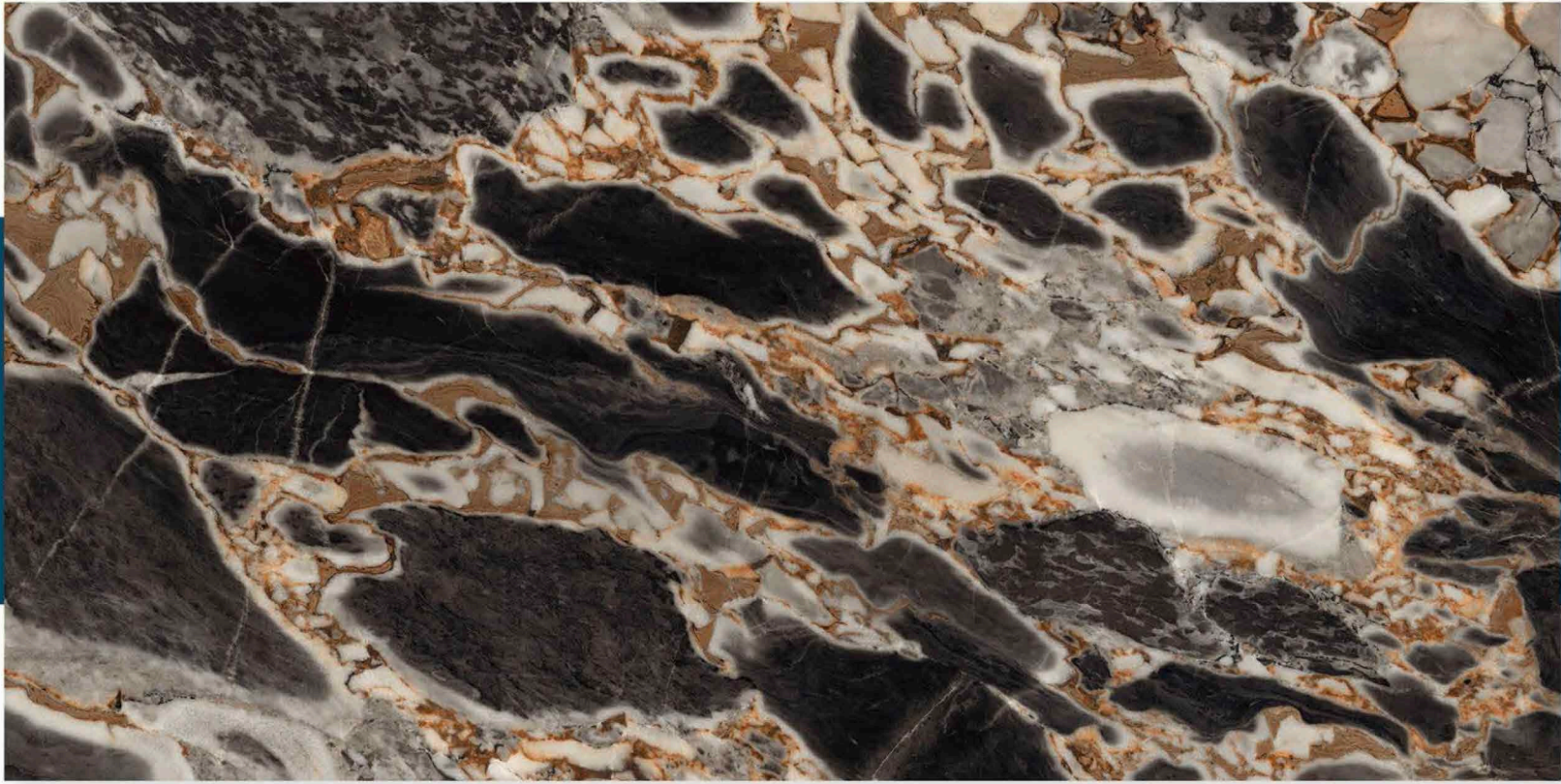
800 X 1600 MM , HIGH GLOSS ,



FLORENCE BROWN

800 X 1600 MM , HIGH GLOSS ,

SPRENZA
CERAMIC



FORMIA BROWN



800 X 1600 MM , HIGH GLOSS ,

SPRENZA
CERA LLP



GLAMOUR BLACK


800 X 1600 MM , HIGH GLOSS ,



GLAMOUR CHOCO






800 X 1600 MM , HIGH GLOSS ,

SPRENZA
CERAMIC



GLAMOUR GOLD




800 X 1600 MM , HIGH GLOSS ,



GRAZIA BLUE



800 X 1600 MM , HIGH GLOSS ,

SPRENZA
CERAMIC



GRAZIA NATURAL




800 X 1600 MM , HIGH GLOSS ,



IMPACT STATUARIO




800 X 1600 MM , HIGH GLOSS ,

SPRENZA
CERALLP



INNOX BRONZE

800 X 1600 MM , HIGH GLOSS ,



INNOX GOLD




800 X 1600 MM , HIGH GLOSS ,

SPRENZA
CERAMIC




JELISCA TROOFI

800 X 1600 MM , HIGH GLOSS ,



KENYA NERO

800 X 1600 MM , HIGH GLOSS ,



MARBELA BLUE





800 X 1600 MM , HIGH GLOSS ,

SPRENZA
CERAMIC



MARBELA CHOCO

800 X 1600 MM , HIGH GLOSS ,



MONT CHOCO





800 X 1600 MM , HIGH GLOSS ,

SPRENZA
CERALLP



MONT GOLD



800 X 1600 MM , HIGH GLOSS ,



NICOL BLACK

800 X 1600 MM , HIGH GLOSS ,



SPRENZA
CERAMIC



ONICE






800 X 1600 MM , HIGH GLOSS ,

SPRENZA
CERALLP




ONYX BLUE

800 X 1600 MM , HIGH GLOSS ,



ONYX LOWELL


800 X 1600 MM , HIGH GLOSS ,



PIED ONIX

800 X 1600 MM , HIGH GLOSS ,

SPRENZA
CERALLP



REAL NATURAL

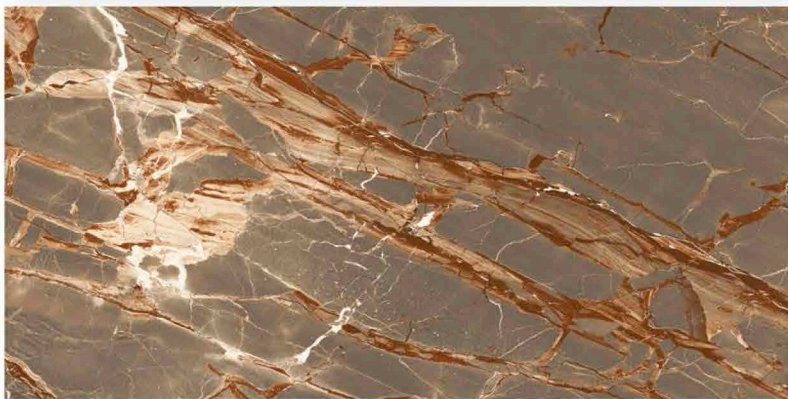

800 X 1600 MM , HIGH GLOSS ,

SPRENZA
CERAMIC




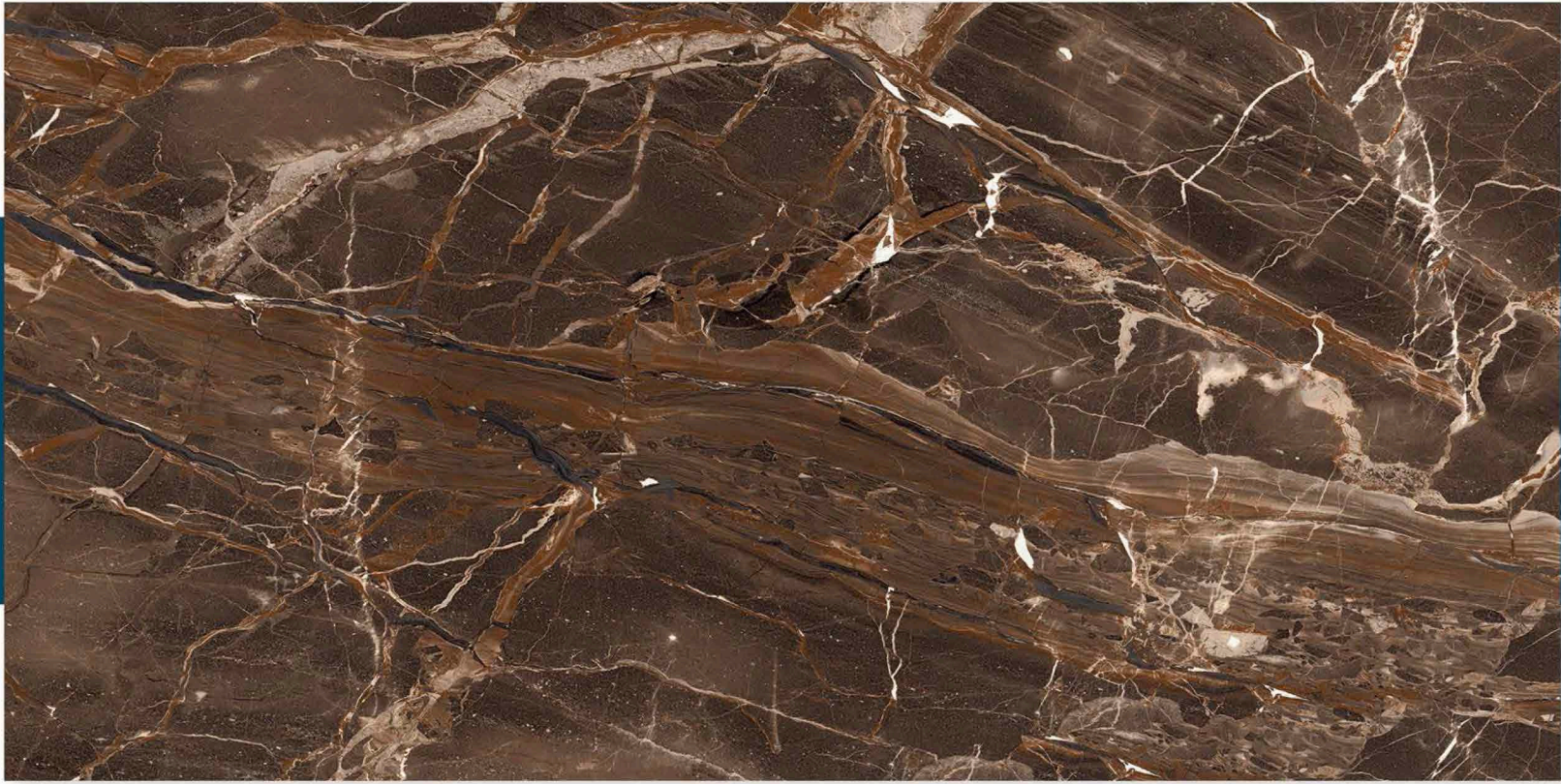
RETINA BLANCO

800 X 1600 MM , HIGH GLOSS ,



ROSSO BROWN




800 X 1600 MM , HIGH GLOSS ,



ROSSO CHOCO

800 X 1600 MM , HIGH GLOSS ,



SPRENZA
CERALLP



SANTA AZUL


800 X 1600 MM , HIGH GLOSS ,

SPRENZA
CERAMIC







SANTA BRONZE

800 X 1600 MM , HIGH GLOSS ,



SPARKLE NATURAL

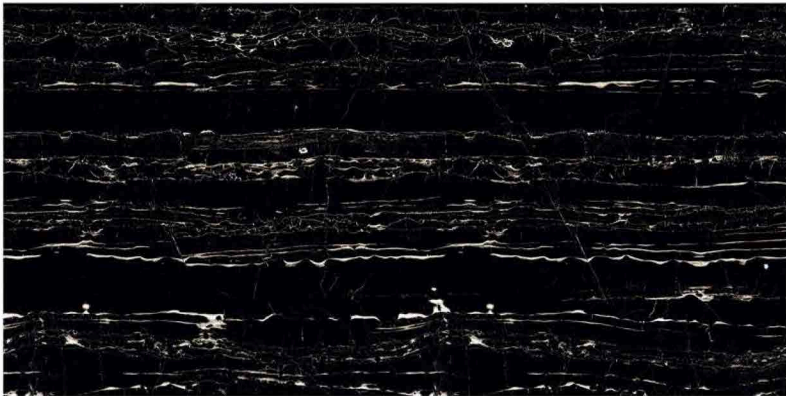

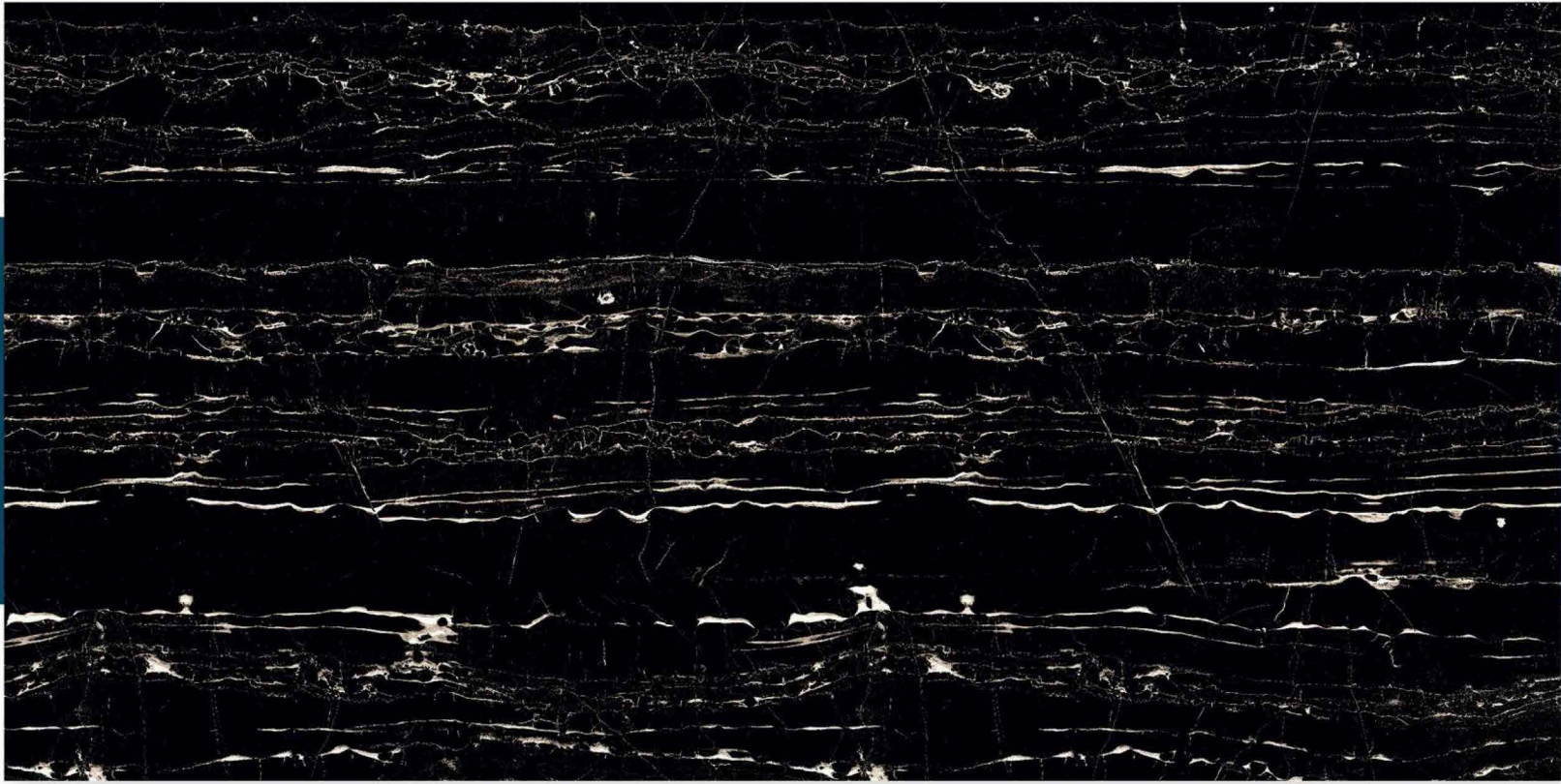
800 X 1600 MM , HIGH GLOSS ,



STANCY NATURAL

800 X 1600 MM , HIGH GLOSS ,


SPRENZA
CERA LLP



TERIX BLACK

800 X 1600 MM , HIGH GLOSS ,

SPRENZA
CERAMIC



THUNDER BLACK



800 X 1600 MM , HIGH GLOSS ,

SPRENZA
CERAMIC



URBAN WHITE





800 X 1600 MM , HIGH GLOSS ,



WHITE RIVERA

800 X 1600 MM , HIGH GLOSS ,




SPRENZA
CERAMICA



ARIXIANIA ROCK

800 X 1600 MM , HIGH GLOSS ,




SPRENZA
CERALLP



ARMANI BROWN



800 X 1600 MM , HIGH GLOSS ,

SPRENZA
CERALLP



ARMANI VERDE


800 X 1600 MM , HIGH GLOSS ,



AUSTIN BLUE

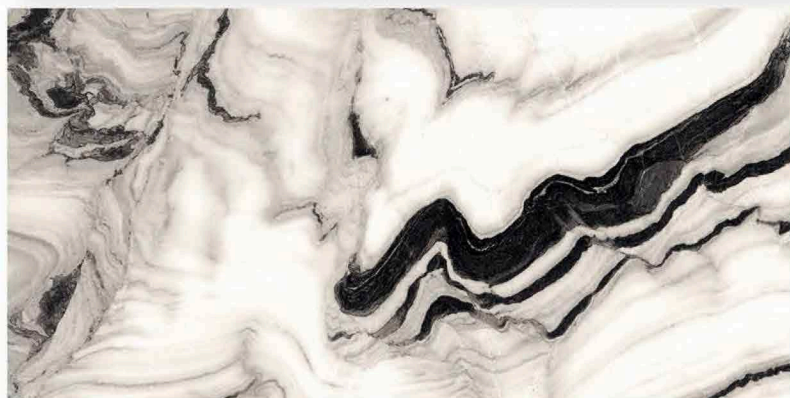
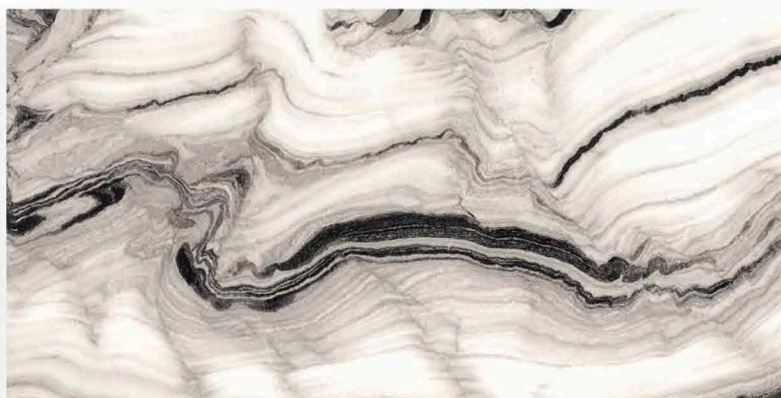

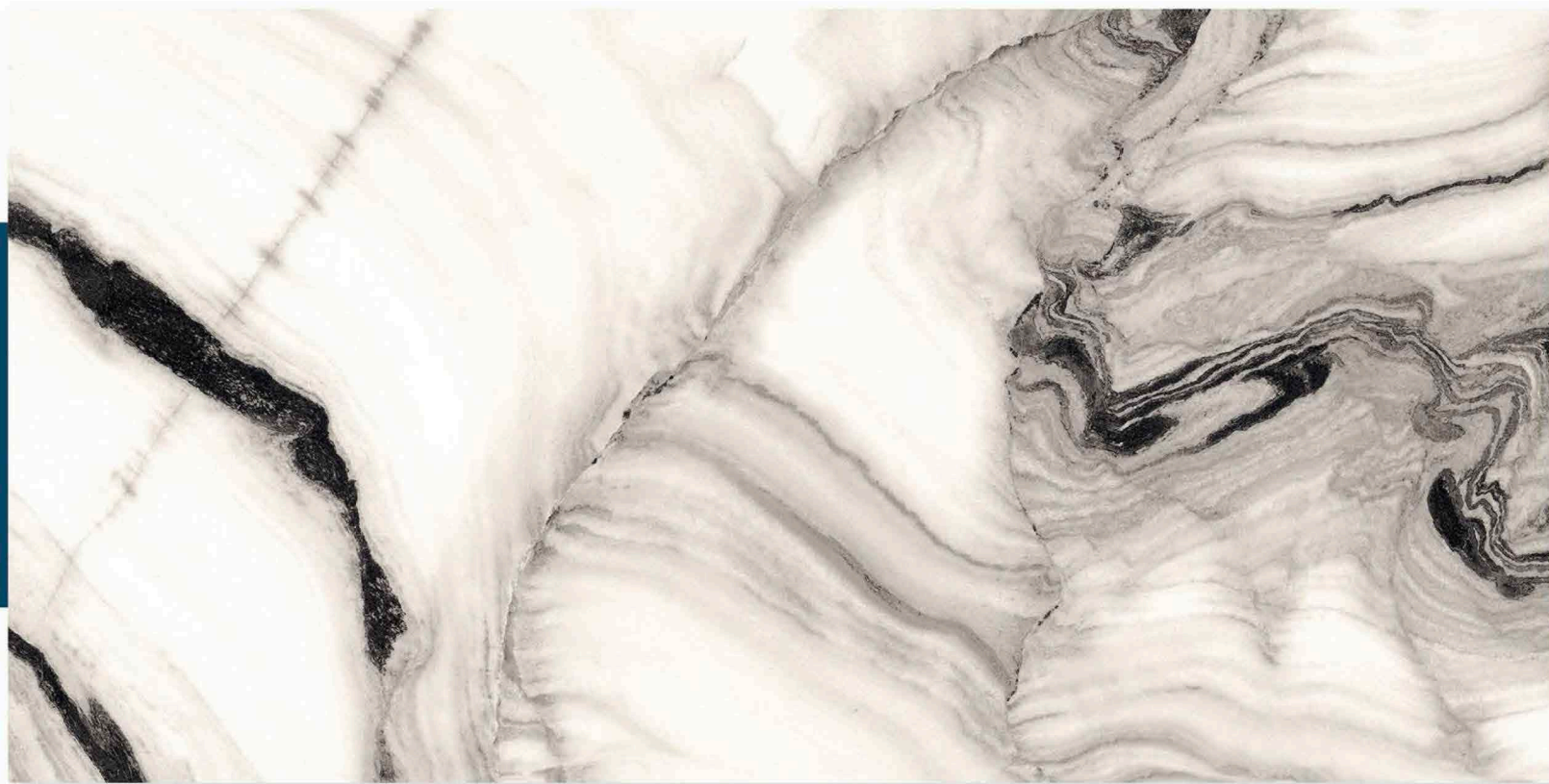
800 X 1600 MM , HIGH GLOSS ,

SPRENZA
CERAMIC



AVELLINO

800 X 1600 MM , HIGH GLOSS ,



BIANCO LASA

800 X 1600 MM , HIGH GLOSS ,

SPRENZA
CERALLP



BLACK COSMOS

800 X 1600 MM , HIGH GLOSS ,

TECHNICAL SPECIFICATIONS

CHARACTERISTICS	STANDARD AS PER ISO-13006/EN14411 GROUP B1A	MEAN VALUE OF PGVT	MEAN VALUE OF GVT	TEST METHOD
REGULATORY PROPERTIES				
Deviation in length & width	±0.5 %	±0.1 %	±0.1 %	ISO-10545-2
Deviation in thickness	±5.0 %	±4.0 %	±4.0 %	ISO-10545-2
Straightness in side	±0.5 %	±0.1 %	±0.1 %	ISO-10545-2
Rectangularity	±0.6 %	±0.1 %	±0.1 %	ISO-10545-2
Surface flatness	±0.5 %	±0.2 %	±0.2 %	ISO-10545-2
Color difference	Unaltered	No change	No change	ISO-10545-16
Glossiness	As per mfg.	Min. 90	Min.10	GLOSSOMETER
SURFACE MECHANICAL PROPERTIES				
Water absorption	< 0.50 %	< 0.20 %	< 0.20 %	ISO-10545-3
Apparent density	> 2.0 g/cc	> 2.10 g/cc	> 2.10 g/cc	DIN 51082
MASSIVE MECHANICAL PROPERTIES				
Modulus of rupture	Min. 35 N/mm ²	Min. 40 N/mm ²	Min. 40 N/mm ²	ISO-10545-4
Breaking strength	Min. 1300 N	Min. 2000 N	Min. 2000 N	ISO-10545-4
Impact resistance	As per mfg.	Min. 0.55	Min. 0.55	ISO-10545-5
SURFACE MECHANICAL PROPERTIES				
Surface abrasion resistance	As per mfg	Min. Class-3	Min. Class-4	ISO-10545-7
MOH's hardness	As per mfg	Min. 4	Min. 5	EN 101
THERMO HYDROMETRIC PROPERTIES				
Frost resistance	No damage	No damage	No damage	ISO-10545-12
Thermal shock resistance	No damage	No damage	No damage	ISO-10545-9
Moisture expansion	Nil	Nil	Nil	ISO-10545-10
Thermal expansion (COE)	Max. 9.0x10 ⁻⁶	Max. 6.5x10 ⁻⁶	Max. 6.5x10 ⁻⁶	ISO-10545-8
Crazing resistance	As per mfg.	Min. 10 Cycle	Min. 10 Cycle	ISO-10545-11
CHEMICAL PROPERTIES				
Chemical resistance	No damage	No damage	No damage	ISO-10545-13
Stain resistance	Resistant	Resistant	Resistant	ISO-10545-14
SAFETY PROPERTIES				
Slip resistance	As per mfg.	> 0.40	> 0.40	ISO-10545-17
Fire resistance	As per mfg.	Fireproof	Fireproof	N. A.
Lead & Cadmium given off by glazed tiles	As per mfg.	Doesn't yield Pb & Cd	Doesn't yield Pb & Cd	ISO-10545-15

PACKING DETAILS

Size	Thickness (approx*)	Pieces / Box	Area / Box (approx*)		Weight / Box (approx*)
800X1600MM	9MM	2 pcs.	2.56 sq. mtr.	27.55 sq.ft.	54 kgs.

AVAILABLE SIZE :

600x1200mm

800x1600mm

1200x1200mm

