

— Positivity always wins .....



800x  
1600  
mm  
80x160cm

1200x  
1200  
mm  
120x120cm

600x  
1200  
mm  
60x120cm

9 MM THICKNESS

*Resemblance of our tiles to natural stones is absolutely delightful.*

***"The marble type granular or vein like structure is not limited to surface, but goes to the depth of the total cross section of tile."***

*it can be ground or cut or chamfered and yet the granular beauty will unveil its glory to the fullest.*



**FLEXURAL RESISTANCE**  
RESISTENCIA A LA FLEXION



**FROST PROOF**  
RESISTENCIA A LA HELADA



**WEAR RESISTANCE**  
RESISTENCIA AL DESGASTE



**SCRATCH RESISTANCE**  
RESISTENCIA AL RAYADO



**THERMIC IMPACT RESISTANCE**  
RESISTENCIA AL CHOQUE TERMICO



**SLIP RESISTANCE**  
RESISTENCIA AL DESLIZAMIENTO



**STAIN RESISTANCE**  
RESISTENCIA A LAS MANCHAS



**CHEMICAL RESISTANCE**  
RESISTENCIA QUIMICA



**ABSORPTION RESISTANCE**  
RESISTENCIA A LA ABSORCION





**EASY TO CLEAN**  
FACIL LIMPIEZA



**EASY TO INSTALL**  
FACIL COLOCACION




**ECOLOGICAL**  
ECOLOGICO



## ASTRA BLANC

800 X 1600 MM, SATIN,



## ASTRA GREY

800 X 1600 MM, SATIN,



## CEMENTO GREY




800 X 1600 MM, SATIN,

**SPRENZA**  
CERALLP






## CEMENTO WHITE

800 X 1600 MM, SATIN,



## **CEMENTO BEIGE**

800 X 1600 MM, SATIN,



## CUBIX BEIGE

800 X 1600 MM, SATIN,


**SPRENZA**  
CERALLP



## CUBIX BIANCO


800 X 1600 MM, SATIN,

**SPRENZA**  
CERALLP



## GALACTIC BROWN


800 X 1600 MM , SATIN ,



## GALACTIC CREMA

800 X 1600 MM, SATIN,



**SPRENZA**  
CERALLP



## GALACTIC GREY




800 X 1600 MM, SATIN,

**SPRENZA**  
CERALLP



## GRANITE BEIGE


800 X 1600 MM, SATIN,



## GRANITE BROWN

800 X 1600 MM, SATIN,


**SPRENZA**  
CERAMIC



## GRANITE CREMA

800 X 1600 MM, SATIN,


**SPRENZA**  
CERALLP



## GRANITE GREY




800 X 1600 MM, SATIN,

**SPRENZA**  
CERAMICA



**GRANITE WHITE**




800 X 1600 MM, SATIN,



## LECCI BROWN

800 X 1600 MM, SATIN,

**SPRENZA**  
CERAMICA



## LECCI GREY



800 X 1600 MM, SATIN,

**SPRENZA**  
CERALLP




## MELT ASH

800 X 1600 MM, SATIN,



## MELT COTTO

800 X 1600 MM, SATIN,



## MELT GREY





800 X 1600 MM, SATIN,



## MOZECO GREY


800 X 1600 MM, SATIN,

**SPRENZA**  
CERALLP



## MURANO BEIGE



800 X 1600 MM, SATIN,



## MURANO GREY

800 X 1600 MM, SATIN,


**SPRENZA**  
CERAMICA



## ROAST CREMA

800 X 1600 MM, SATIN,


**SPRENZA**  
CERALLP



## ROAST GREY






800 X 1600 MM, SATIN,

**SPRENZA**  
CERALLP







## ROAST BEIGE

800 X 1600 MM, SATIN,





## SAHARA BEIGE

800 X 1600 MM, SATIN,




## SAHARA BROWN

800 X 1600 MM, SATIN,



## SAHARA GREY

800 X 1600 MM, SATIN,



## SAHARA GRIS

800 X 1600 MM, SATIN,

**SPRENZA**  
CERAMICA






## SENSTO BEIGE

800 X 1600 MM, SATIN,




## SENSTO BROWN

800 X 1600 MM, SATIN,



## SENSTO GREY



800 X 1600 MM, SATIN,



## SENSTO GRIS




800 X 1600 MM, SATIN,

**SPRENZA**  
CERALLP



**SLATE BROWN**


800 X 1600 MM, SATIN,



## SLATE BIANCO

800 X 1600 MM, SATIN,

**SPRENZA**  
CERAMICA



## SLATE BLACK


800 X 1600 MM, SATIN,

**SPRENZA**  
CERAMICA





## SLATE GREY

800 X 1600 MM, SATIN,



## TACO BRUNO

800 X 1600 MM, SATIN,



## TACO CHARCOAL

800 X 1600 MM, SATIN,

## TECHNICAL SPECIFICATIONS

CHARACTERISTICS	STANDARD AS PER ISO-13006/EN14411 GROUP B1A	MEAN VALUE OF PGVT	MEAN VALUE OF GVT	TEST METHOD
<b>REGULATORY PROPERTIES</b>				
Deviation in length & width	±0.5 %	±0.1 %	±0.1 %	ISO-10545-2
Deviation in thickness	±5.0 %	±4.0 %	±4.0 %	ISO-10545-2
Straightness in side	±0.5 %	±0.1 %	±0.1 %	ISO-10545-2
Rectangularity	±0.6 %	±0.1 %	±0.1 %	ISO-10545-2
Surface flatness	±0.5 %	±0.2 %	±0.2 %	ISO-10545-2
Color difference	Unaltered	No change	No change	ISO-10545-16
Glossiness	As per mfg.	Min. 90	Min.10	GLOSSOMETER
<b>SURFACE MECHANICAL PROPERTIES</b>				
Water absorption	< 0.50 %	< 0.20 %	< 0.20 %	ISO-10545-3
Apparent density	> 2.0 g/cc	> 2.10 g/cc	> 2.10 g/cc	DIN 51082
<b>MASSIVE MECHANICAL PROPERTIES</b>				
Modulus of rupture	Min. 35 N/mm <sup>2</sup>	Min. 40 N/mm <sup>2</sup>	Min. 40 N/mm <sup>2</sup>	ISO-10545-4
Breaking strength	Min. 1300 N	Min. 2000 N	Min. 2000 N	ISO-10545-4
Impact resistance	As per mfg.	Min. 0.55	Min. 0.55	ISO-10545-5
<b>SURFACE MECHANICAL PROPERTIES</b>				
Surface abrasion resistance	As per mfg	Min. Class-3	Min. Class-4	ISO-10545-7
MOH's hardness	As per mfg	Min. 4	Min. 5	EN 101
<b>THERMO HYDROMETRIC PROPERTIES</b>				
Frost resistance	No damage	No damage	No damage	ISO-10545-12
Thermal shock resistance	No damage	No damage	No damage	ISO-10545-9
Moisture expansion	Nil	Nil	Nil	ISO-10545-10
Thermal expansion (COE)	Max. 9.0x10 <sup>-6</sup>	Max. 6.5x10 <sup>-6</sup>	Max. 6.5x10 <sup>-6</sup>	ISO-10545-8
Crazing resistance	As per mfg.	Min. 10 Cycle	Min. 10 Cycle	ISO-10545-11
<b>CHEMICAL PROPERTIES</b>				
Chemical resistance	No damage	No damage	No damage	ISO-10545-13
Stain resistance	Resistant	Resistant	Resistant	ISO-10545-14
<b>SAFETY PROPERTIES</b>				
Slip resistance	As per mfg.	> 0.40	> 0.40	ISO-10545-17
Fire resistance	As per mfg.	Fireproof	Fireproof	N. A.
Lead & Cadmium given off by glazed tiles	As per mfg.	Doesn't yield Pb & Cd	Doesn't yield Pb & Cd	ISO-10545-15

## PACKING DETAILS

Size	Thickness (approx*)	Pieces / Box	Area / Box (approx*)		Weight / Box (approx*)
800X1600MM	9MM	2 pcs.	2.56 sq. mtr.	27.55 sq.ft.	54 kgs.

AVAILABLE SIZE :

600x1200mm

800x1600mm

1200x1200mm

